

CAUTION!

Danger

To reduce the risk of electric shock, always unplug before cleaning.

Warnings

To reduce the risk of burns, fire, electric shock or injury:

- Unplug from outlet when not in use, cleaning or replacing the light bulb.
- Use it only for its intended use as described in this manual.
- Do not use if lamp has a damaged cord or plug.
- Keep away from water.
- Keep the cord away from heated surface.
- Keep the air openings free of lint, hair, and debris.
- Do not use outdoors.
- Salt is breakable. Handle lamp with care.
- Keep out of reach of children.
- Keep away from direct sunlight.
- Do not put the lamp near any home appliance. Sweating of salt crystals may cause appliance damage.

WARRANTY:

Pure Himalayan Salt Works offers a 30-day limited warranty based on defects. The warranty covers the lamp and electrical cord. The warranty does not cover the light bulb. The warranty does not cover any damage caused to the lamp due to dropping, misuse or not following the guidelines printed in this manual. If the lamp is defective please do not return the lamp to the retailer that you purchased it from. Please contact Pure Himalayan Salt Works at 800-520-6000.



Item #308469

purehimalayansaltworks.com • 800.520.6000

tng worldwide • New Hudson, MI 48165

©2015 TNG • Made in Pakistan



PURE HIMALAYAN SALT
WORKS

NATURAL FIRE BOWL LAMP

with Pure Salt Chunks



IMPORTANT INSTRUCTIONS — RETAIN FOR FUTURE USE

Congratulations on your purchase of the **Pure Himalayan Salt Works Natural Fire Bowl Lamp with Pure Salt Chunks**. Please read the instructions and safety tips before use. Your lamp comes with a 30-day limited warranty. If for any reason you need service, please call 800-520-6000.

Electrical Ratings

110V AC, 40 Watts MAX, 60 Hz.

Light bulb included is 15W. For more light and heat, we recommend the GE Max 40W light bulb.

Product Features:

1. This product makes for a unique and beautiful gift.
2. Due to the nature of natural salt, each crystal, even the same size, varies in terms of weight, shape and color. Variation: 10% to 20%.
3. Premium quality – there is no salt in the world that compares to Himalayan salt in purity and beauty.
4. Hand carved to retain the unique, natural look of the salt crystals.
5. Power cord with on/off switch.

Healthy Benefits:

Salt lamps provide many healthy benefits in addition to their sheer beauty. The heat of the light bulb generates negative ions into the air. These ions help to purify the air while helping to relieve sinus and allergy symptoms. The relaxing glow effortlessly also helps to reduce stress and depression. For best results, keep your salt lamp on at all times.

Where to use it:

- Office
- Bedroom
- Children's room
- Spas
- Meditation and Therapy Rooms

Operation:

Pure Himalayan Salt Works Natural Fire Bowl Lamp with Pure Salt Chunks has a polarized plug. You must plug the lamp into an approved electrical outlet. Please consult your electrician if the plug does not fit.


How to clean the lamp:

Make sure the lamp is turned off. Wipe the lamp with a slightly damp towel to remove dust. The lamp will dry itself when turned back on.


Humid and damp environments:

Himalayan salt crystals absorb moisture from the air. For best results, do not store or use in excessively moist rooms (e.g. bathrooms with showers) or outdoors. If you do not use the lamp for more than a week, place lamp in a sealed plastic bag to protect against humidity.

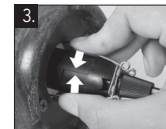
How to change the bulb:



1. Unplug the lamp and lay the lamp on its side.



2. Pull bulb assembly gently out as indicated with arrow.




3. Press the two hands of spring and pull the holder out.



4. Twist the bulb in counterclockwise and pull the bulb in the direction of arrow. Do not insert any instrument in the holder.




5. Take the new bulb, insert it in the holder and twist it in the clockwise until it stops twisting further.



6. Press both hands of the spring to insert the bulb assembly inside the lamp.



7. Push bulb assembly gently inside as indicated with arrow.



8. Put the lamp in upright position.

FAQ's

Q: What are "negative ions"?

A: Ions are charged particles that are formed by the nature when enough energy acts upon a molecule. Negative ions are oxygen atoms with an extra electron. To learn more about negative ions and their benefits, please refer to www.webmd.com/balance/features/negative-ions-create-positive-vibes.

Q: What are the effects of negative ions?

A: Negative ions help to cause harmful particulates in the air to dissipate by making them too heavy to stay in the air.

Q: What size lamp gives the best results?

A: We recommend one pound for every 10 square feet. Use of a higher wattage bulb will enhance the overall results.

Q: How long will the lamp last?

A: With proper care your lamp will last many years. The only thing that may need to be replaced is the electrical cord.

Q: Is the salt from the lamp edible?

A: While the salt mined from the Himalayan mines is the same pink salt used in the kitchen, the salt in the lamps has not been prepared or sanitized for human consumption.