



PURE ESSENTIAL OIL
WORKS

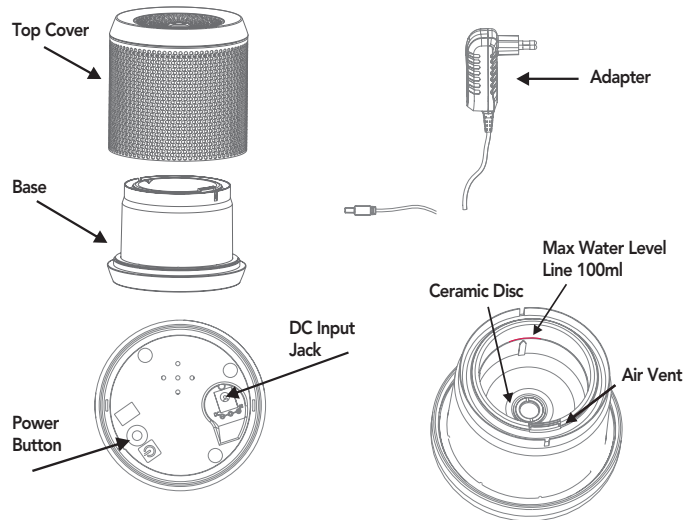
MOD Ultrasonic Aroma Diffuser



IMPORTANT INSTRUCTIONS — RETAIN FOR FUTURE USE

Congratulations on your purchase of the **Pure Essential Oil Works MOD Ultrasonic Aroma Diffuser**. Please read the instructions and safety tips before use. Your diffuser comes with a one-year limited warranty. If for any reason you need service, please call 800-520-6000.

This aroma diffuser uses ultrasonic technology to instantly vaporize water and essential oil to produce a cool, humid, fragrant mist.



How to Operate

1. Connect the AC adapter into the DC input jack at the base of diffuser and then place it on a flat surface. Keep product upright, remove cover in a vertical direction. See Fig 1.

2. Carefully fill tank with water. See Fig 2.

- Do not exceed the 100ml max line on the water tank.
- Use room temperature water.
- Never fill tank with water during operation.

3. Add 2-3 drops of essential oil into the water. Use more or less oil depending on the level of intensity you prefer. See Fig 3.

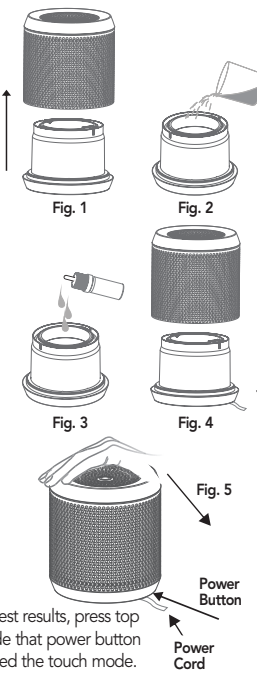
4. Re-install the cover. Do not operate without the cover. See Fig 4.

5. Plug the AC adapter into power outlet.

6. This diffuser has patented touch control technology. Push down on the top of diffuser to turn on. You can change mode by repeatedly pressing. See Fig 5.

- Touch once: Diffusion and lights ON
- Touch again: Intermittent feature and lights ON
- Touch again: Lights turn OFF
- Touch again: Unit turns OFF

Power button is positioned on bottom of base, so for best results, press top of diffuser with whole hand down with palm towards side that power button is positioned. When you hear the click, you have activated the touch mode.



7. When connected to power, the initial state of unit is turned off.

8. If the water level inside the unit runs too low, the unit will automatically stop operating.

9. If you do not use unit for a long time, drain out the water from the tank.

Maintenance

For best operation and safety, please follow these steps once or twice a month:

1. Disconnect the adapter from power socket. Disconnect jack from diffuser. Remove cover.

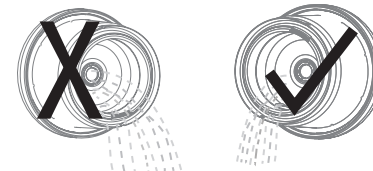
2. Drain the remaining water from the drain outlet side. Do not drain the water from the air outlet side.

3. Pour white vinegar into the water tank and let it soak until all scale has disappeared. Use swab to wipe it gently. Rinse well.

4. Drain solution from the drain outlet side of the tank.

5. Lightly use a cleaning cloth to dry it.

Never use other acids, enzymes or detergents, as this may risk poisonous gas to be created or cause malfunction.



Attention

- The amount and intensity of the mist produced will vary, but this is not unusual and should not be considered as a fault. Factors that affect this include water type, humidity, temperature and air currents.
- Automatically powers off when water runs out.
- Only 100% natural essential oil can be used with this product. Use 1-2 drops per 100ml water at a time. Too much will clog the system and cause malfunction. Please clean unit per the maintenance instructions, before changing to use a new type of essential oil.

Accidental Leakage

In the event of the unit being knocked over or tipped during use, please follow the steps below to avoid malfunction:

1. Unplug the unit and remove cover.
2. Pour out any remaining water from tank.
3. Shake the unit gently to drain any water inside the mechanism, and then allow drying for 3 days.

Precautions

In order to avoid damage to the diffuser:

- Do not fill over 100ml "MAX" at any time.
- Do not switch on power when the tank is empty.
- Do not touch the ceramic ultrasonic vibration disc.
- Clean regularly as per maintenance instructions to avoid malfunction.
- Always unplug from power supply before maintenance.
- For hygiene reasons, after use, pour away remaining water from drain outlet side of tank and wipe with a clean dry cloth.
- Essential oil can corrode. In the event of a spill, wipe away with a soft cloth.
- Only use a cup to add water into the tank. Do not fill water directly from tap.
- Do not let mist blow directly onto furniture, clothing, walls, etc.

- Keep away from direct sunlight and air conditioners or fans.
- Always keep on stable, flat surface. Do not place on carpet, duvet or unstable area.
- Keep away from electronic equipment, such as TV and audio equipment.
- Do not continue to use product without interruption after the product powers off automatically. Wait 60 minutes before restarting to avoid damage to ultrasonic plate.
- Use tap water only. Do not use mineral water, sparkling water, etc.
- Never move product in use.
- Do not touch any part of the product with wet hands.
- Keep out of the reach of children and pets.
- Keep cord clear of pathways, and do not pull forcefully at any point.
- If smoke or burning smell is detected, unplug immediately.

Specifications

Size	4.9" Round X 5.5"H
Weight	About 1.14 lbs. (adapter not included)
Supply power: input	AC100-240V 50/60Hz
output	DC 24V/0.5A
Power	Approx. 12W
Mist production method	Ultrasonic vibration at 1.7MHz vibration with changeable ceramic disc
Water capacity	3.3 oz./100ml
Accessories	AC Adapter and user manual

Troubleshooting

Please refer to the table below in the even the product is operating abnormally.

Problem	Answer
Will not switch on or switch off	<ul style="list-style-type: none">• Is there enough water in the tank?<ul style="list-style-type: none">- Add water to the tank.• Is the power cord connected properly?<ul style="list-style-type: none">- Disconnect, check cables and reconnect carefully.
No mist or abnormal mist	<ul style="list-style-type: none">• Not enough water or too much water?<ul style="list-style-type: none">- Please add suitable amount of water in the tank. Water must never be filled over (MAX) line.• Cover is not installed properly?<ul style="list-style-type: none">- Remove and reinstall correctly so mist can be released freely.• Dirt on ceramic ultrasonic disc?<ul style="list-style-type: none">- Refer to maintenance instructions.• Dirt on the air suction port on the underside of the base?<ul style="list-style-type: none">- If too much dust in the air suction port, the mist will be restricted to come out. Clean it.• The ceramic disc wears out after about 3,000 hours of use.<ul style="list-style-type: none">- Replace the ceramic disc.
Water leaks from product	<ul style="list-style-type: none">• Cover and inner cover are not installed properly?<ul style="list-style-type: none">- Remove and reinstall correctly so vapors can be released freely.• Low temperature or high humidity?<ul style="list-style-type: none">- Under these conditions, the mist may condense quickly into water droplets.



**PURE ESSENTIAL OIL
WORKS**

Item #308294

pureessentialoilworks.com • 800.520.6000

tng worldwide • New Hudson, MI 48165

©2017 TNG • Made in PRC